

MSD

Metropolitan Sewer District

*Louisville and Jefferson County Metropolitan Sewer District
700 West Liberty Street
Louisville Kentucky 40203-1911
502-540-6000
www.msdlouky.org*

September 25, 2010

Ms. Carolena Bentley
DMR Coordinator
200 Fair Oaks Lane
Frankfort, Kentucky 40601

RE: Hite Creek WQTC, KPDES No: KY0022420
Discharge Monitoring Report for August 2010.

Dear Ms. Bentley


Attached are the Discharge Monitoring Report (DMR) and the Monthly Operator Report (MOR) for the Hite Creek WQTC, for the month of August 2010.

There were no exceedences.

Attached are a bypass report and an overflow report for this month.

If you have any questions concerning the attached DMR's, please contact me at (502)587-5856.

Sincerely,



Richard Mills
Process Supervisor, East Region

DJR/ Hite Creek.0810

Enclosures

cc: C. Roth(DOW Louisville)
T. Singleton
R. Shaw



*Beneficial Use of Louisville's Biosolids
www.louisvillegreen.com*

NAME HITE CREEK WQTC MSD
ADDRESS C/O CEDAR CREEK WQTC
 8405 CEDAR CREEK RD.
 LOUISVILLE KY 40211
FACILITY HITE CREEK WQTC

KENTUCKY POLLUTANT DISCHARGE ELIMINATION SYSTEM (KPDES)
DISCHARGE MONITORING REPORT (DMR)

KY0022420
 PERMIT NUMBER


0012
 DISCHARGE NUMBER

MAJOR (SUBR LV)
 F - FINAL JEFFE
 MUNICIPAL WASTEWATER
 EFFLUENT
 [] No Discharge

LOCATION LOUISVILLE KY 40241
ATTN: DENNIS THOMASSON SR. METRO OPS

MONITORING PERIOD						
YEAR	MO	DAY	TO	YEAR	MO	DAY
10	08	01		10	08	31

NOTE: Read instructions before completing this form

PARAMETER	MEASUREMENT	QUANTITY OR LOADING			QUALITY OR CONCENTRATION				NO EX	FREQUENCY OF ANALYSIS	SAMPLE TYPE	
		AVERAGE	MAXIMUM	UNITS	MINIMUM	AVERAGE	MAXIMUM	UNITS				
OXYGEN, DISSOLVED (DO) 00300 1 0 0 EFFLUENT GROSS VALUE	SAMPLE MEASUREMENT	*****	*****	***	7	*****	*****	(19) MG/L	0	3/7	GR	
	PERMIT MEASUREMENT	*****	*****	***	7 INST MIN	*****	*****	(19) MG/L		THREE/WEEK	GRAB	
PH 00400 1 0 0 EFFLUENT GROSS VALUE	SAMPLE MEASUREMENT	*****	*****	***	7.1	*****	7.8	(12) SU	0	1/1	GR	
	PERMIT MEASUREMENT	*****	*****	***	6.0 MINIMUM	*****	9.0 MAXIMUM	(12) SU		THREE/WEEK	GRAB	
SOLIDS, TOTAL SUSPENDED 00530 G 0 0 RAW SEW/INFLUENT	SAMPLE MEASUREMENT	5290	5860	(26) LBS/DY	*****	205	253	(19) MG/L	0	3/7	CP	
	PERMIT MEASUREMENT	REPORT MO AVG	REPORT MX WK AV	(26) LBS/DY	*****	REPORT MO AVG	REPORT MX WK AV	(19) MG/L		THREE/WEEK	COMPOS	
SOLIDS, TOTAL SUSPENDED 00530 1 0 0 EFFLUENT GROSS VALUE	SAMPLE MEASUREMENT	68	82	(26) LBS/DY	*****	3	3	(19) MG/L	0	3/7	CP	
	PERMIT MEASUREMENT	1501 MO AVG	2252 MX WK AV	(26) LBS/DY	*****	30 MO AVG	45 MX WK AV	(19) MG/L		THREE/WEEK	COMPOS	
NITROGEN, AMMONIA TOTAL (AS N) 00610 G 0 0 RAW SEW/INFLUENT	SAMPLE MEASUREMENT	435	467	(26) LBS/DY	*****	17	20	(19) MG/L	0	3/7	CP	
	PERMIT MEASUREMENT	REPORT MO AVG	REPORT MX WK AV	(26) LBS/DY	*****	REPORT MO AVG	REPORT MX WK AV	(19) MG/L		THREE/WEEK	COMPOS	
NITROGEN, AMMONIA TOTAL (AS N) 00610 1 1 0 EFFLUENT GROSS VALUE	SAMPLE MEASUREMENT	16	29	(26) LBS/DY	*****	0.6	1	(19) MG/L	0	3/7	CP	
	PERMIT MEASUREMENT	100 MO AVG	150 MX WK AV	(26) LBS/DY	*****	2 MO AVG	3 MX WK AV	(19) MG/L		THREE/WEEK	COMPOS	
PHOSPHORUS, TOTAL (AS P) 00665 1 1 1 EFFLUENT GROSS VALUE	SAMPLE MEASUREMENT	NO DATA	NO DATA	****	*****	0.6	0.8	(19) MG/L	0	3/7	CP	
	PERMIT MEASUREMENT	*****	*****	****	*****	1.0 MO AVG	1.5 MX WK AV	(19) MG/L		THREE/WEEK	COMPOS	
NAME/TITLE PRINCIPAL EXECUTIVE OFFICER	I CERTIFY UNDER PENALTY OF LAW THAT I HAVE PERSONALLY EXAMINED AND AM FAMILIAR WITH THE INFORMATION SUBMITTED HEREIN AND BASED ON MY INQUIRY OF THOSE INDIVIDUALS IMMEDIATELY RESPONSIBLE FOR OBTAINING THE INFORMATION, I BELIEVE THE SUBMITTED INFORMATION IS TRUE, ACCURATE AND COMPLETE. I AM AWARE THAT THERE ARE SIGNIFICANT PENALTIES FOR SUBMITTING FALSE INFORMATION, INCLUDING THE POSSIBILITY OF FINE AND IMPRISONMENT. SEE 18 U.S.C 1001 AND 33 U.S.C 1310. (Penalties under these statutes may include fines up to \$10,000 and/or maximum imprisonment of between 6 months and 5 years.							TELEPHONE		DATE		
H J SCHARDEIN EXECUTIVE DIRECTOR								502	540-6000	10	09	24
TYPED OR PRINTED								SIGNATURE OF PRINCIPAL EXECUTIVE OFFICER OR AUTHORIZED AGENT	AREA CODE	NUMBER	YEAR	MO

COMMENT AND EXPLANATION OF ANY VIOLATIONS (Reference all attachments here)
 USE MO AVG FOR BOD/TSS REMV; REPT IN MINIMUM COLUMN.

PERMITTEE NAME/ADDRESS (Include

Facility Name/Location if different)

NAME HITE CREEK WQTC MSD
ADDRESS C/O CEDAR CREEK WQTC
 8405 CEDAR CREEK RD.
 LOUISVILLE KY 40211
FACILITY HITE CREEK WQTC

LOCATION LOUISVILLE KY 40241
ATTN: DENNIS THOMASSON SR. METRO OPS

KENTUCKY POLLUTANT DISCHARGE ELIMINATION SYSTEM (KPDES)
DISCHARGE MONITORING REPORT (DMR)


KY0022420
 PERMIT NUMBER

001 2
 DISCHARGE NUMBER

MAJOR (SUBR LV)
 F - FINAL JEFFE
 MUNICIPAL WASTEWATER
 EFFLUENT
 [] No Discharge

MONITORING PERIOD						
YEAR	MO	DAY	TO	YEAR	MO	DAY
10	08	01		10	08	31

NOTE: Read instructions before completing this form

PARAMETER	X	QUANTITY OR LOADING			QUALITY OR CONCENTRATION				NO EX	FREQUENCY OF ANALYSIS	SAMPLE TYPE
		AVERAGE	MAXIMUM	UNITS	MINIMUM	AVERAGE	MAXIMUM	UNITS			
FLOW, IN CONDUIT OR THRU TREATMENT PLANT 50050 1 0 0 EFFLUENT GROSS VALUE	SAMPLE MEASUREMENT	3.08	4.33	(03) MGD	*****	*****	*****	***	0	CN	CN
	PERMIT MEASUREMENT	REPORT MO AVG	REPORT DAILY MX	(03) MGD	*****	*****	*****	***		CONTINUOUS	CONTIN
COLIFORM, FECAL GENERAL 74055 1 0 0 EFFLUENT GROSS VALUE	SAMPLE MEASUREMENT	*****	*****	***	*****	8	16	(13) 100ML	0	3/7	GR
	PERMIT MEASUREMENT	*****	*****	***	*****	200 30DA GEO	400 7 DA GEO	(13) 100ML		THREE/WEEK	GRAB
BOD, CARBONACEOUS 05 DAY, 20C 80082 G 0 0 RAW SEW/INFLUENT	SAMPLE MEASUREMENT	3920	4243	(26) LBS/DY	*****	152	173	(19) MG/L	0	3/7	CP
	PERMIT MEASUREMENT	REPORT MO AVG	REPORT MX WK AV	(26) LBS/DY	*****	REPORT MO AVG	REPORT MX WK AV	(19) MG/L		THREE/WEEK	COMPOS
BOD, CARBONACEOUS 05 DAY, 20C 80082 1 0 0 EFFLUENT GROSS VALUE	SAMPLE MEASUREMENT	57	67	(26) LBS/DY	*****	2	3	(19) MG/L	0	3/7	CP
	PERMIT MEASUREMENT	367 MO AVG	550 MX WK AV	(26) LBS/DY	*****	10 MO AVG	15 MX WK AV	(19) MG/L		THREE/WEEK	COMPOS
BOD, CARB 5-DAY, 20 DEG C, PERCENT REMVL 80091 K 0 0 PERCENTREMOVAL	SAMPLE MEASUREMENT	*****	*****	***	99	*****	*****	(23) CENT	0	1/31	CA
	PERMIT MEASUREMENT	*****	*****	***	85 MO AVG	*****	*****	(23) CENT		ONCE/MONTH	CALCTD
SOLIDS, SUSPENDED PERCENT REMOVAL 81011 K 0 0 PERCENTREMOVAL	SAMPLE MEASUREMENT	*****	*****	***	99	*****	*****	(23) CENT	0	1/31	CA
	PERMIT MEASUREMENT	*****	*****	***	85 MO MIN	*****	*****	(23) CENT		ONCE/MONTH	CALCTD
	SAMPLE MEASUREMENT										
	PERMIT MEASUREMENT										
NAME/TITLE PRINCIPAL EXECUTIVE OFFICER H J SCHARDEIN EXECUTIVE DIRECTOR	I CERTIFY UNDER PENALTY OF LAW THAT I HAVE PERSONALLY EXAMINED AND AM FAMILIAR WITH THE INFORMATION SUBMITTED HEREIN AND BASED ON MY INQUIRY OF THOSE INDIVIDUALS IMMEDIATELY RESPONSIBLE FOR OBTAINING THE INFORMATION, I BELIEVE THE SUBMITTED INFORMATION IS TRUE, ACCURATE AND COMPLETE. I AM AWARE THAT THERE ARE SIGNIFICANT PENALTIES FOR SUBMITTING FALSE INFORMATION, INCLUDING THE POSSIBILITY OF FINE AND IMPRISONMENT. SEE 18 U.S.C 1001 AND 33 U.S.C 1319. (Penalties under these statutes may include fines up to \$10,000 and/or maximum imprisonment of between 6 months and 5 years.				 SIGNATURE OF PRINCIPAL EXECUTIVE OFFICER OR AUTHORIZED AGENT		TELEPHONE 502 540-6000		DATE 10 09 24		
TYPED OR PRINTED					AREA CODE		NUMBER		YEAR MO DAY		

COMMENT AND EXPLANATION OF ANY VIOLATIONS (Reference all attachments here)
 USE MO AVG FOR BOD/TSS REMV; REPT IN MINIMUM COLUMN.

PERMITTEE NAME/ADDRESS (include

Facility Name/Location if different)

NAME HITE CREEK WQTC MSD
ADDRESS C/O CEDAR CREEK WQTC
 8405 CEDAR CREEK RD.
 LOUISVILLE KY 40211
FACILITY HITE CREEK WQTC

LOCATION LOUISVILLE KY 40241
ATTN: DENNIS THOMASSON SR. METRO OPS

KENTUCKY POLLUTANT DISCHARGE ELIMINATION SYSTEM (KPDES)
DISCHARGE MONITORING REPORT (DMR)

KY0022420
 PERMIT NUMBER

001 R
 DISCHARGE NUMBER

MONITORING PERIOD						
YEAR	MO	DAY	TO	YEAR	MO	DAY
10	08	01		10	08	31

MAJOR (SUBR LV)
 F - FINAL JEFFE
 REASONABLE POTENTIAL EFFLUENT
 [] No Discharge

NOTE: Read instructions before completing this form

PARAMETER	X	QUANTITY OR LOADING			QUALITY OR CONCENTRATION				NO EX	FREQUENCY OF ANALYSIS	SAMPLE TYPE	
		AVERAGE	MAXIMUM	UNITS	MINIMUM	AVERAGE	MAXIMUM	UNITS				
CYANIDE, FREE (AMEN. TO CHLORINATION) 00722 1 0 0 EFFLUENT GROSS VALUE	SAMPLE MEASUREMENT	*****	*****	***	*****	0.005	0.005	(19) MG/L	0	3/31	CP	
	PERMIT MEASUREMENT	*****	*****	***	*****	REPORT MO AVG	REPORT DAILY MX	(19) MG/L		ONCE/MONTH	COMPOS	
HARDNESS, TOTAL (AS CaCO3) 00900 1 0 0 EFFLUENT GROSS VALUE	SAMPLE MEASUREMENT	*****	*****	***	*****	184	198	(19) MG/L	0	1/31	CP	
	PERMIT MEASUREMENT	*****	*****	***	*****	REPORT MO AVG	REPORT DAILY MX	(19) MG/L		ONCE/MONTH	COMPOS	
CHROMIUM, HEXAVALENT (AS CR) 01032 1 0 0 EFFLUENT GROSS VALUE	SAMPLE MEASUREMENT	*****	*****	***	*****	<0.01	<0.01	(19) MG/L	0	1/31	CP	
	PERMIT MEASUREMENT	*****	*****	***	*****	REPORT MO AVG	REPORT DAILY MX	(19) MG/L		ONCE/MONTH	COMPOS	
CADMIUM TOTAL RECOVERABLE 01113 1 0 0 EFFLUENT GROSS VALUE	SAMPLE MEASUREMENT	*****	*****	***	*****	0.2	0.2	(19) MG/L	0	1/31	CP	
	PERMIT MEASUREMENT	*****	*****	***	*****	REPORT MO AVG	REPORT DAILY MX	(19) MG/L		ONCE/MONTH	COMPOS	
	SAMPLE MEASUREMENT											
	PERMIT MEASUREMENT											
	SAMPLE MEASUREMENT											
	PERMIT MEASUREMENT											
	SAMPLE MEASUREMENT											
	PERMIT MEASUREMENT											
NAME/TITLE PRINCIPAL EXECUTIVE OFFICER H J SCHARDEIN EXECUTIVE DIRECTOR	I CERTIFY UNDER PENALTY OF LAW THAT I HAVE PERSONALLY EXAMINED AND AM FAMILIAR WITH THE INFORMATION SUBMITTED HEREIN AND BASED ON MY INQUIRY OF THOSE INDIVIDUALS IMMEDIATELY RESPONSIBLE FOR OBTAINING THE INFORMATION, I BELIEVE THE SUBMITTED INFORMATION IS TRUE, ACCURATE AND COMPLETE. I AM AWARE THAT THERE ARE SIGNIFICANT PENALTIES FOR SUBMITTING FALSE INFORMATION, INCLUDING THE POSSIBILITY OF FINE AND IMPRISONMENT. SEE 18 U.S.C 1001 AND 33 U.S.C 1319. (Penalties under these statutes may include fines up to \$10,000 and/or maximum imprisonment of between 6 months and 5 years.					SIGNATURE OF PRINCIPAL EXECUTIVE OFFICER OR AUTHORIZED AGENT <i>Richard Mills</i>		TELEPHONE 502 540-6000		DATE 10 09 24		
TYPED OR PRINTED								AREA CODE	NUMBER	YEAR	MO	DAY

COMMENT AND EXPLANATION OF ANY VIOLATIONS (Reference all attachments here)

August 16, 2010

Mr. Charlie Roth, District Supervisor
KY Division of Water
Louisville Regional Office
9116 Leesgate Road
Louisville, KY 40222-5084

Re: Bypass Report for the: Hite Creek WQTC- KPDES Permit: KY0022420

Dear Mr. Roth:

This plant experienced a bypass event and has been reported through our electronic notification system at approximately 01:00 AM on August 14, 2010, referencing Work Order 1120760 as a Rain Event Discharge. This letter serves as a written report of the bypass as required by 401 KAR 5:065.

Provided below are the details of the bypass event:

- Description of the noncompliance and its cause: During a lightning storm on August 13, 2010, a plant power outage occurred at Hite Creek WQTC. The main circuit breaker on a backup generator tripped, resulting in 45,000 gallons of raw wastewater to bypass the influent pumping station to Waters of the U.S.
- Period of noncompliance: Starting 08:40 PM on August 13, 2010 and stopping 08:53 PM on August 13, 2010.
- Steps taken or planned to reduce, eliminate and prevent recurrence: On August 16, 2010, MSD personnel as well as our generator service personnel inspected the backup generator. We adjusted the instantaneous trip setting on the generator to prevent a recurrence. We are also evaluating the potential need to adjust the start time of the influent pumps, so the electrical demand will not cause the generator circuit breaker to trip.
- Additional comments: There are no additional comments.

Please advise if you have any questions concerning this information. You can contact me on my office telephone at (502)-587-5856, my cell phone at (502)-396-4422 or via email at Rmills@msdlouky.org.

Sincerely,



Richard W. Mills
Process Supervisor-Operations

cc: Gary Levy, KDEP
Paula Purifoy, MSD
eB File





Initiated Aug 01, 2010 12:00 AM thru Aug 31, 2010 11:59 PM

Report Selections: Excluding PPI, CSO, Prob Code: BYPAS, Result: WUS, Act Code: DISDW, DISREV, DISSUS

KPDES # KY0022420	Facility ID MSD0202	Water Quality Treatment Center HITE CREEK	Receiving Stream of Treatment Center HITE CREEK	Region EAST
-----------------------------	-------------------------------	---	---	-----------------------

Facility Type SPL Sewer Treatment Plant	Facility ID MSD0202	Facility Address 5500 HITT RD	If Pump Station, Name of Pump Station:	Receiving Stream HITE CREEK	Discharge to STREAM
---	-------------------------------	---	---	---------------------------------------	-------------------------------

<u>Activity Code / Description</u>	<u>WO #</u>	<u>Initiated</u>	<u>Initiated By</u>	<u>Assigned To</u>	<u>Disch Status</u>	<u>Event Date</u>	<u>Problem</u>	<u>Result</u>	<u>Completed</u>	<u>Condition</u>
DISREV: RAIN EVENT DISCHARGE	1120760	08/13/10 08:40 PM	MARKS JR	DUNN JR	REPAIRED - ISSUE RESOLVED	08/13/10	BYPASS AT WQTC	UNAUTHORIZED DISCHARGE - WATERS	08/13/10 08:53 PM	

Spot Inspections:

Discharge Amount:	45,000 GAL
Cause:	LG&E POWER FAIL
Clean Up:	MSD CLEANED & SANITIZED THE AREA
Control Zone:	TEMPORARY SIGNS POSTED
Impact:	SEWAGE OBSERVED ON THE GROUND
Repair:	GENERATOR PROVIDING POWER UNTIL NORMAL POWER RESTORED

Notifications:

08/13/10 10:55 PM	DISPUB	temporary signs posted in area
08/13/10 01:00 PM	DISNOT	Email notification of unauthorized discharge sent to ireland.sean@epa.gov, eppc.ert@ky.gov and LisaA.Jeffries@ky.gov